

anexio[®]

You don't have to shoot for the moon to
take big steps.

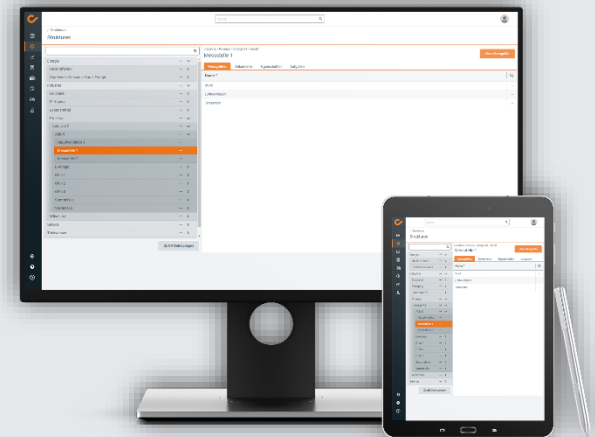


1. Module: Data and Information
2. System introduction
3. Sectors
4. The benefits to you



Module

Data and Information



Collecting data and using information

Data processing for


- process management
- verification management
- optimization
- ...

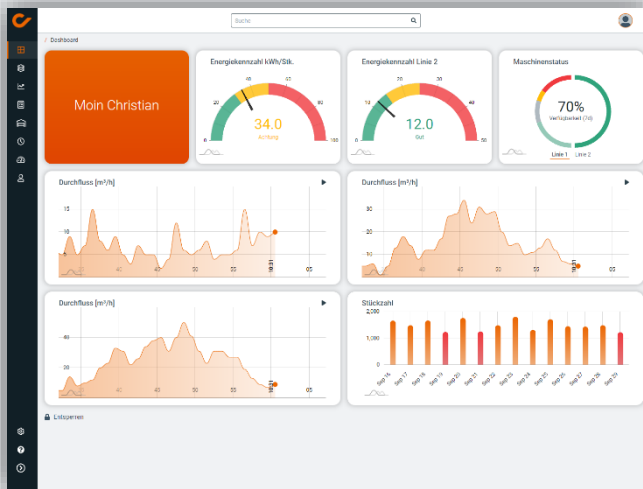
Establishment of

- operating data acquisition systems
- energy management systems
- ...

Application for

- performance analyses
- energy reports
- official certificates
- quality analyses
- calculation of key performance indicators
- ...



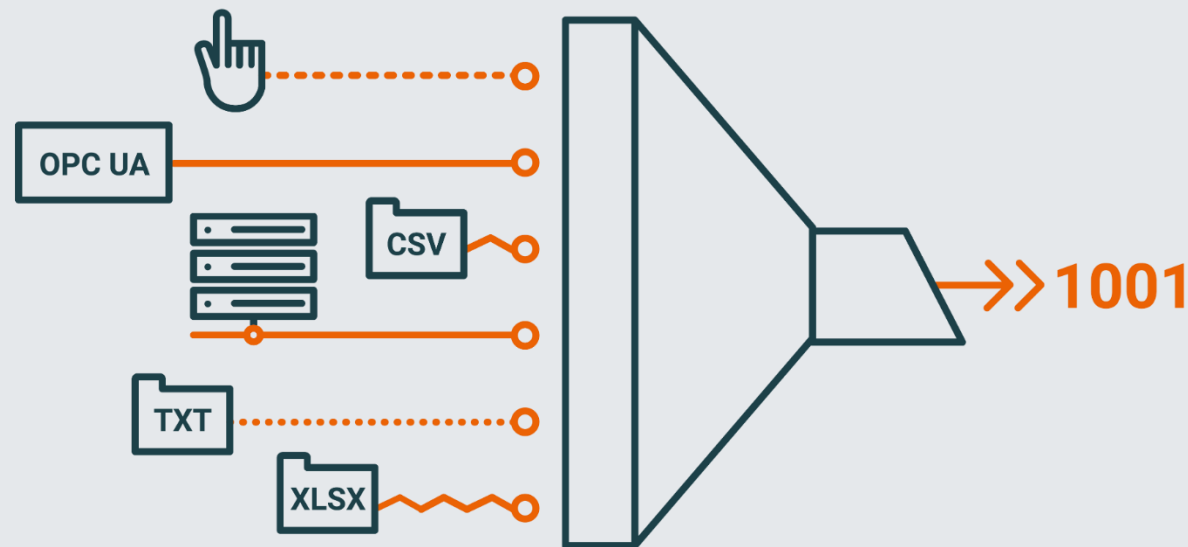


- Freely configurable dashboard
- Hierarchical definition of structures for managed objects
 1. Freely definable master data
 2. Import/export interface
- Interfaces for online/offline data sources
- Data evaluation based on various elements
- Data export with or without templates
- User and access management



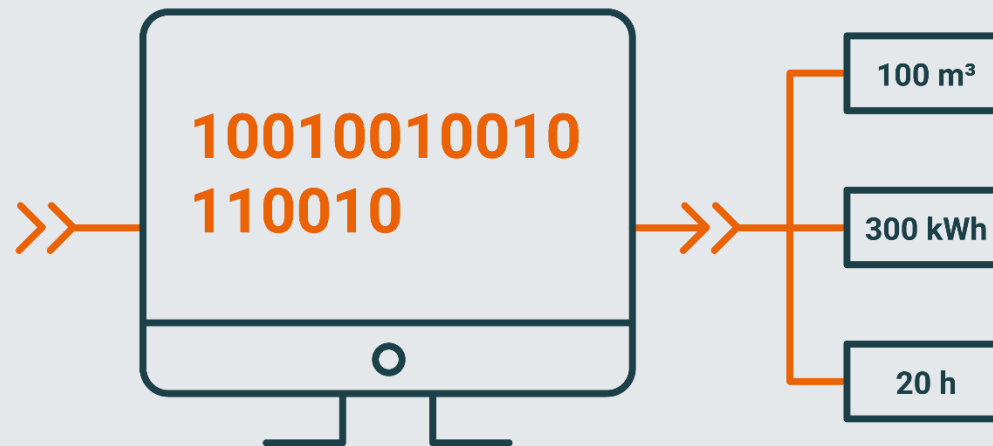
- We provide support when switching from another system
- Migration for
 1. customer-specific information such as measuring points, analyses, etc.
 2. historical data
- Migration concept to ensure an uninterrupted transition

Acquisition



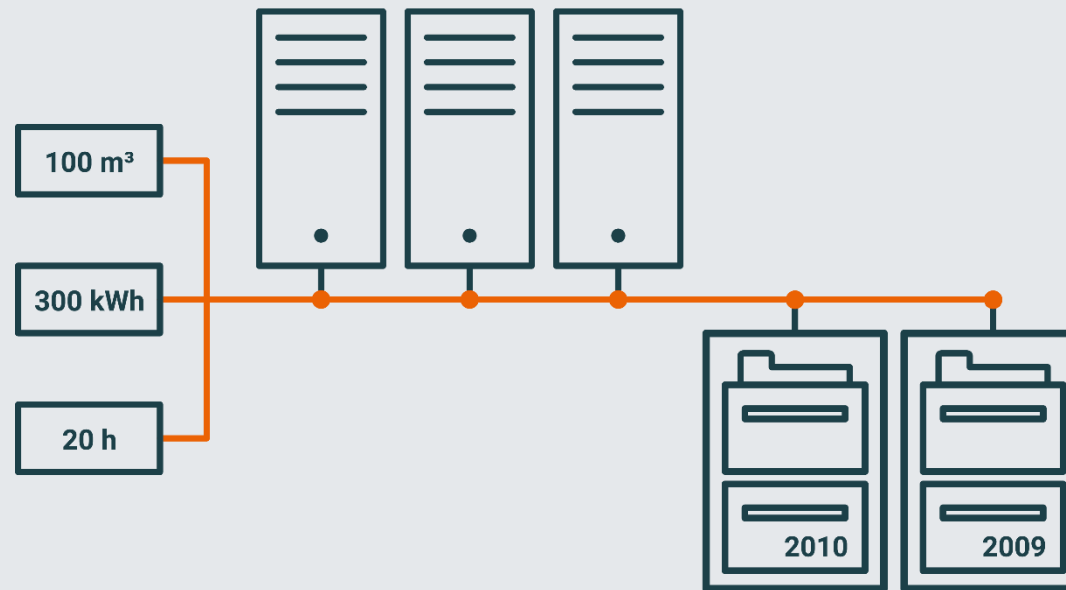
With anexio® you can acquire data from a wide variety of sources on a cyclical or change-oriented basis. In addition to manual entry, more than 140 import formats are available.

Acquisition – Processing



Heterogeneous data sources generate heterogeneous data structures – anexio® has various pre-processing mechanisms that standardize these heterogeneous data structures in order to store them appropriately, for example, for handling meters or operating messages.

Acquisition – Processing – **Storage**




anexio® stores the manually or automatically captured, pre-processed data in a central database. Unlimited storage enables long-term analyses and comparisons of data series. Long-term archiving generates large volumes of data. Compression techniques are used to compress old data in order to preserve it.

Acquisition – Processing – Storage – **Visualization**



The user compiles ad-hoc analyses on the basis of representations such as diagrams and tables. This provides an immediate overview and comparison of different values and data series.

Acquisition – Processing – Storage – Visualization – **Reporting**



Reports are generated on the basis of templates or according to your own or official specifications. You can send these or save them for the long term.

Simple and scalable

All interfaces and data analysis options are included in the standard application.

Licences

- Measured variables: the number of individual measuring points for which data is acquired
- Users: the number of simultaneous users
- Scaling: there are no predefined packages - the licence contains exactly as many elements as are required

Redundancy option

- Operation of a second anexio® server to be able to access the data at any time if the first server fails
- The connection of redundant data sources is already possible in the standard application

System introduction

What steps need to be implemented before utilization?

- Planning (system structure, authorizations, data backup, ...)
- Parameterization (measuring points, data sources, ...)
- Analyses (verification obligations, reports, ...)

Implementation options

- You can carry out the implementation yourself
- We take over the implementation
- You have it implemented by a partner

Implementation by a partner

- Partner program is currently being set up
- You have a system integrator - we are happy to accept new partners

Training level 1 - Data analysis

You can access a fully set-up system and can access existing analyses or enter data.

Training level 2 – Parameterization

You can access a fully set-up system and expand measuring points and analyses in it.


Training level 3 – Administration

You can independently install and set up an anexio® or expand an existing system. In addition, you will learn everything you need to know about operation and troubleshooting.

Decorative background elements on the left side of the slide, including a light gray circle and a pattern of orange dots.

Sectors

anexio® is a star in your industry, too.



A decorative graphic on the left side of the slide, consisting of a light gray circle with a white center, overlaid with a grid of small orange dots that fade out towards the top right.

The benefits to you

Overview of the benefits of anexio®



INTERFACES. anexio® offers you standard interfaces such as OPC UA for online process data and over 140 other interfaces for external systems, files, and databases. All are directly integrated right from the start



DATA STORAGE. Anexio® uses a free, high-performance time series database to store your data for an unlimited period.



1-CLICK REPORTS. Use your existing reports or templates from the system and let anexio® populate them with the data you need with just one click.



CALCULATIONS. With anexio® you can acquire data and calculate key performance indicators that you can use as the basis for process optimization.



AUTHORIZATION SYSTEM. Define roles to map the various user groups in your company. You assign access and editing rights from small users to super users.



AD-HOC ANALYSES. You can create spontaneous analyses and comparisons of data and performance indicators yourself in the application on the basis of tables or diagrams.



anexio

We make it easy for you.



If you have any questions about the product, I will be happy to answer them **in person for you.**

PRODUCT MANAGER

Angelika Stern



Email: info@anexio.de



Phone: +49 3677 855-557

www.anexio.de